

Outline of IBF Taikai 2022

Event: The 24th International Batto-Do Federation *Zenkoku Taikai*
The 27th Toyamaryu Nakamuraryu *Battodo Taikai*

Date: Sunday, 13th November, 2022

Time: 8:30 Check-in and sword inspection
9:30 Opening ceremony ~ 17:00 Closing ceremony

Venue: Hiranuma Memorial Gymnasium

Address: 3-1 Mitsuzawa Nishi Machi, Kanagawa-ku, Yokohama-shi, Kanagawa 221-0855

Access: • Public bus: 1 minute walk from the bus stop "Mitsuzawa Sogo Grand Iriguchi",
10 minutes by bus from Nos. 3, 6 - 10 bus stops at Yokohama station west exit
bus terminal; JPY220

No. 3 bus stop for 35 line, No. 6 bus stop for 44 line,

No. 7 bus stop for 34, 83 line, No. 8 bus stop for Hama 1, 13 line

No. 9 bus stop for Hama 11 line, No. 10 bus stop for Hama 5 line

• Taxi: 8 minutes from Yokohama Station JPY800 (1.9 Km) One-meter

Auspices : International Batto-Do Federation (IBF for short)

Organizer : Kakuseikai

Participation Fee: Yen 6,000 per participant above 18 years old

(to include Lunch box, Yen 3,000 under 18 years old

Program and Token) Yen 2,000 for audience and officials/judges

Qualification: Valid membership holder of IBF who paid annual fee
One who belongs to an organization invited by IBF

Accommodation: Recommendable hotel location is near Yokohama station, Kannai area,
Sakuragicho area and Tsurumi area.

Taikai event: Pre-taikai events such as special training, grading test and social gathering
are described in the separate sheet. See IBF_4 Taikai_Event_2022.

The competition system is described below.

1. Competition System - General

Class: Contestants are grouped into three classes as

- ① 2 dan & under, ② 3 & 4 dan, ③ 5 dan & above

Competition item: *Kata*, *Tameshigiri*, *Kumitachi* and *Dantaisen* (Team cutting)

- *Kata* : Individual performance as described below
- *Kumitachi* : Two contestants per pair (*Uchidachi* and *Shidachi*)

Qualification : 3 dan and above

To perform three designated forms as described below.

Only *Mogito* (non-steel, non-sharp blade) is allowed for *Kumitachi*

No sword contact to any part of the body is allowed.

- *Tameshigiri* : Individual performance as described below.

As for *Tameshigiri* by under 18 years old, a consent of parent/guardian and approval by the branch chief are required.

- *Dantaisen* (Team cutting) : Three contestants per team, No class. To perform 6 predetermined cuts as described below.

2. Competition Items

【*Kata*】 To perform three *Kata* for each class as follows.

★ 2 dan & under :

- ① Toyamaryu No. 2 ② Toyamaryu No. 4 and ③ Toyamaryu No. 5

★ 3 & 4 dan :

- ① Seitei Toho No. 2 ② Seitei Toho No. 3 and ③ Seitei Toho No. 7

★ 5 dan & above :

- ① Nakamuraryu No.1 ② Nakamuraryu No. 3 and ③ Nakamuraryu No. 8

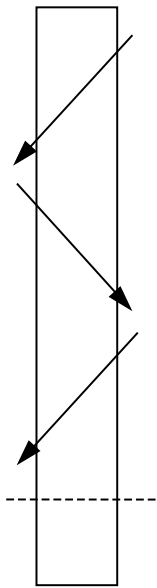
【*Kumitachi*】 : Three Nakamuraryu *Kumitachi* Nos. 1, 4 and 6

Qualification: 3 dan & above

【*Tameshigiri*】 : Individual performance as follows.

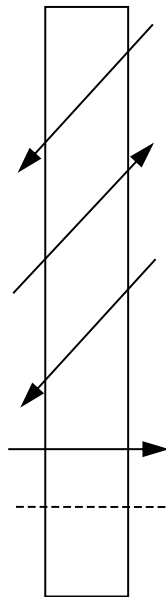
Note: Changing steps in front of the target shall be firstly align the the back foot next to the front foot, and then step the front foot backward for the next movement.

【2 dan & below】



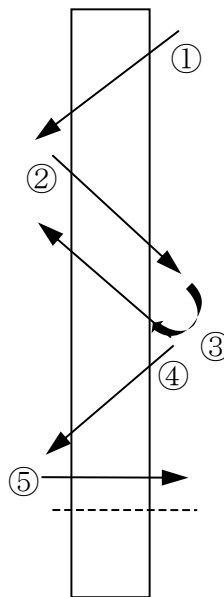
3 cuts

【3 / 4 dan】



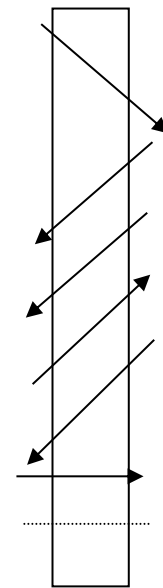
4 cuts

【5 dan & above】



5 cuts

【Dantaisen】



6 cuts

Toyamaryu No. 5

★ 2 dan & under : 3 cuts in the same way of Toyamaryu No. 5

- 1) Assume *Taito* posture (set a sword on the waist) gripping the *saya* by left hand
- 2) Approach toward the target assuming three steps distance.
- 3) Assume single-handed *jodan kamae* in the same way of Toyamaryu No. 5
- 4) Three steps forward started with the right foot, same as Toyamaryu No. 5
- 5) Cut downward diagonally (*kesagiri*) three times with flow of Toyamaryu No. 5. Cutting angle shall be around 40 degree with equal interspace on each cut. Take a pause after each cut.
- 6) Two steps back assuming right *chudan kamae* for *zanshin*,
- 7) Assume *chiburi* and *noto*.

★ 3 & 4 dan : 4 cuts starting from either *Nukiuchi* or any *kamae* and finish with any *noto*

- 1) Assume *Taito* posture (set a sword on the waist) gripping the *saya* by left hand
- 2) Step forward from the right foot, approaching one step distance (*Issoku Itto*) to the target and pause for timing.
- 3) Draw and either direct cut or *Kamae* & cut at own choice. Cut as shown in the above diagram with a bit pause after each cut.
- 4) After the last horizontal cut, assume any *noto*.

★ 5 dan & above : 5 cuts starting from a *Nukiuchi* and finish with a right reverse *noto*.

- 1) Assume *Taito* posture (set a sword on the waist) gripping the *saya* by left hand
- 2) Step forward from the right foot, approaching one step distance to the target and pause for timing.
- 3) Draw and cut left downward diagonally with the right foot in front, take a pause assuming *Furikaburi*.
- 4) Change steps by aligning the left foot next to the right foot, and then step the right foot backward
- 5) Cut right downward diagonally, consecutively assume right *wakigamae* without pause, then cut left upward diagonally and pause.

Note: The second cut and the third cut are consecutive without pause.

- 6) Change steps by aligning the the right foot next to the left foot, and assume *Jodan Kamae*.
- 7) Cut left downward diagonally, take a pause assuming a horizontal *Wakigamae*
- 8) Cut rightward horizontally and take a pause. One step back with left foot and put a reversed-sword onto the right thigh.
- 10) Assume *Zanshin* and re-seathe the sword by right reverse *noto* (*Migi Gyaku noto*)

【*Dantaisen* (Team cutting)】

★ A team consists of 3 contestants. Each person has 100 points and the total point of three contestants becomes a score of the team.

★ Two cuttings per person as shown in the above diagram.

- | | | |
|-----------------------------|-----------------------|------------------------|
| ① <i>Senpou</i> (Pionior): | 1. <i>Migi-Kesa</i> | 2. <i>Hidari-Kesa</i> |
| ② <i>Chuken</i> (Center): | 1. <i>Hidari-Kesa</i> | 2. <i>Migi-Kiriage</i> |
| ③ <i>Taishou</i> (Captain): | 1. <i>Hidari-Kesa</i> | 2. <i>Migi-Mayoko</i> |

※ Cutting shall be with smooth flow of movement, yet pause a moment between the cuts. Do not drift the sword.

over