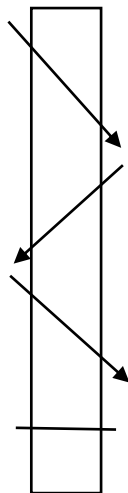


Below 2 dan

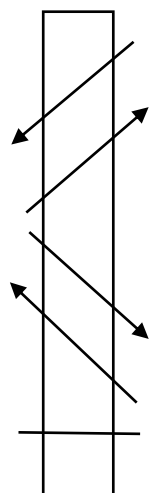


- ① Migi-kesagiri
- ② Hidari-kesagiri
- ③ Migi-kesagiri
- Chiburi + Noto

※ Stop the blade after a cut each time
 ※ No need to start from katate-jodan as this is not Toyama No. 5

- ①右袈裟 ②左袈裟
- ③右袈裟、血振・納刀

3 & 4 dan

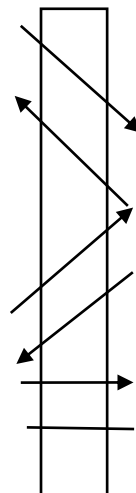


- ① Hidari-kesagiri
- ② Migi-kiriage
- ③ Migi-kesagiri
- ④ Hidari-kiriage
- Chiburi + Noto

※ Stop the blade after a cut each time

- ①左袈裟 ②右斬上げ
- ③右袈裟 ④左斬上
- 血振・納刀

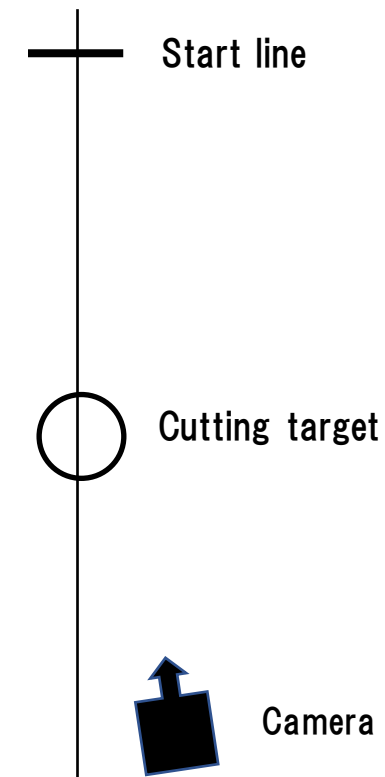
Above 5 dan



- ① Migi-kesagiri
- ② Hidari-kiriage
- ③ Migi-kiriage
- ④ Hidari-kesagiri
- ⑤ Migi-mayokogiri

Free Noto
 ※ With smooth flow yet a pause after each cut

- ①右袈裟 ②左斬上げ
- ③右斬上げ ④左袈裟
- ⑤右真横斬、自由納刀



Camera position

The camera is located at eye height and a bit off center line by 10~15 degrees so that the performer's face is not hidden by the cutting target.