

**The 18th International Batto-Do Federation
Zenkoku Taikai
The 21st Toyamaryu Nakamuraryu Battodo Taikai
commemorating the 13th memorial service
for the first *Soke*
Nakamura Taisaburo Sensei**



Date: Sunday, 8th November 2015

Venue: Tsurumi Sports Center, Yokohama, Japan

Hosted by: International Batto-Do Federation

Organized by: Kakuseikai

Supported by: Yokohama Tsurumi-ku Sports Association

Table of contents

Taikai Procedures

P2 Greetings from Tomoko Nakamura ご挨拶

P3 Taikai Program 大会次第

P5 Opening Demonstration 特別演武

P6 Taikai Committee 大会役員

P7 The competition system 試合概要

P9 Team cutting 団体戦

Diagram of cuttings 試斬の図

P10 Scoring system of Tameshigiri 試斬採点法

P11 ... **Outline of judgment** 審判上の注意

P12 Things to focus on when performing *Kata* 形の着眼点

P14 Tameshigiri (cutting) Scoring Criteria 試斬採点基準

P15 Advertisement 広告

List of Participants

P16 Overseas Participants 海外大会参加者

P17 Contestants of Competition Kata & Individual Shizan 海外競技参加者

P18 Pairing & Grouping 組み合わせ

Greetings

Message from the Second Generation *Soke* Tomoko Nakamura



It is indeed a great pleasure for me to welcome you all to participate the 18th International Batto-Do Federation *Zenkoku Taikai* and the 21st *Toyamaryu Nakamuraryu Battodo Taikai* here in Tsurumi, Yokohama. It is the 13th year since my father passed away and I am grateful the *tiakai* is held to commemorate the 13th anniversary of Nakamura Taisaburo's death.

My father, Nakamura Taisaburo, spent his whole life walking the path of the sword, building up and sharing the *Toyamaryu* and *Nakamuraryu Battodo*. He always emphasized the technical fundamentals, such as circular motion (円形線), grip control (柄握り) and cutting angle (角度), and warned vehemently against wrong and misguided practices in which the purpose is simply cutting for cutting's sake. This was due to his belief that true purpose and meaning of the sword lies in its being a *Katsujinken*, a life-giving blade that enrich people. I trust the swordsmen gathered here today possess a determination accomplish in discipline and demonstrate the spirit of swordsmanship thoroughly regardless of the outcome.

In closing, I would like to express my heartfelt gratitude to the committee members who prepared and organized today's *taikai* despite their busy working schedule.

Wishing all of the swordsmen good luck.

A handwritten signature in Japanese characters, reading '中村 朋子' (Nakamura Tomoko).

Tomoko Nakamura

The Second Generation *Soke*

President of International Batto-Do Federation

Taikai Program 大会次第

総合司会 -Comprehensive MC Seiichi Anzai
大会進行 -Facilitator Itsuo Imamura, Secretariat of IBF
Seiji Sato, Kakuseikai
通訳 -Interpreter Derek Morris, Kenkonkai, U.S.A.

開場	7:15	・ Opening at the sports hall
設営	7:15~ 8:30	・ Setting up of the site
集合	7:30	・ Gathering of staffs, contestants and judges
刀剣検査	8:15~9:15	・ Sword inspection
受付	8:30~	・ Check-in and registration
整列	9:20	・ Line up for Opening Ceremony

9:30~10:10 Opening Ceremony 開会式

1. 9:30 Opening Remarks 開会の辞
 - ・ The Chief of the Taikai Committee, Kenzo Nakamura
2. Bow to the National Flag 国旗に拝礼、
and sing in union the National Anthem of Kimigayo 君が代斉唱
3. One minute silence in memory of Nakamura Taisaburo Sensei
黙祷 中村泰三郎先生を偲んで
4. 9:35 Greetings by the Honorary Chairman of Taikai 大会名誉会長挨拶
 - ・ Hachiro Okonogi, a member of the House of Representatives
5. 9:40 Speech by the Chairwoman of the Taikai 大会会長挨拶
 - ・ Tomoko Nakamura, President of International Batto-Do Federation
6. 9:45 Words from the Honorable Guests 来賓挨拶
7. 9:50 Return of Nakamura Trophy and award of the replica 中村杯返還
 - ・ by the last year's winner, Togane Iai-Battodo Club Team-A
8. 9:55 Oath of Swordsmanship 選手宣誓
 - ・ Tomoaki Ohashi, Owari Kenwakai, Handa Aichi
 - ・ Mat Rous, Zen Goshu Budo Kenshukai, Sydney Australia
9. 9:58 Reminders by the head of judge 審判長注意
 - ・ Akifusa Suganuma, Vice President of IBF
10. 10:05 Group photograph 集合写真撮影

11. 10:20 Opening purification rite - Shihobarai 四方祓い

- North position John Evans, Renshi 7 dan, Fudokan U.K.
- East position Hiromitsu Takano, Kyoshi 7 dan, Kakuseikai
- West position Shoji Chino, Renshi 7 dan, Togane Chiba
- South position Nobuhiko Kawamoto, Renshi 7 dan, Togane Chiba
- Center position Tsutomu Ishikawa, Kyoshi 7 dan, Aichi Handa Kenwakai

12. 10:25~ Opening demonstration 特別演武

- Details as shown below as “Opening Demonstration”

13. 11:05 Commencement of the Competition 試合開始

- Competition starts in sequence of *Kata*, *Shizan*, *Kumitachi* and Team cutting.

11:05~ 12:00 *Kata* (Below 2 dan x 2courts, 3/4 dan, above 5 dan)

12:00~12:40 Lunch break

12:50~ 13:40 Individual *Shizan* (Below 2 dan x 2courts, 3/4 dan, above 5 dan)

13:50~ 14:20 *Kumitachi* (Below 2 dan, 3/4 dan, above 5 dan)

14:30~ 15:00 Team cutting (Below 2 dan, 3/4 dan, above 5 dan)

15:20~ 16:15 Final matches (Below 2 dan, *Kimitachi* and Team cutting)

16:30~17:00 Closing Ceremony 閉会式

16:30~ Announcement of Results 成績発表

16:35~ Presentation Awards 表彰

16:55~ Reviews 講評

17:00~Closing remarks 閉会の辞

- Conclusion of the ceremony 閉会

17:00~17:30 Clean up the site

17:30 **Dismissal** 解散

Opening Demonstration 特別演武

1. Toyamaryu Kata 戸山流 形

John Evans, Renshi 7 dan, Fudokan U.K.

Dave Drawdy, Renshi 6 dan, Kenkonkai Washington D.C., U.S.A.

Carl Jenkins, 5 dan, Kenkonkai Washington D.C., U.S.A.

Gordon Armstrong, 5 dan, Zen Goshu Budo Kenshukai Townsville Australia

Mat Rous, 5 dan, Zen Goshu Budo Kenshukai Sydney Australia

Joshua Badgeley, 4 dan, Kenkonkai Washington D.C., U.S.A.

Derek Morris, 4 dan, Shindenkan Lancaster CA U.S.A.

Darko Gedelovski, 4 dan Shinkenkan Vancouver Canada

Patrick Bannister, 3 dan, Kenkonkai Washington D.C., U.S.A.

John Mutschink, 3 dan, Kenshinkan San Francisco U.S.A.

2. Nakamuraryu Kata 中村流 形

Kenzo Nakamura, Kyoshi 8 dan, Kakuseikai

Itsuo Imamura, Kyoshi 8 dan, Kakuseikai

Junji Kida, Renshi 5 dan, Kakuseikai

Yuichiro Shoguchi, 5 dan Kakusiekai

Shuichi Kitamura, 5 dan Kakusiekai

Hideo Abe, 5 dan Kakusiekai

Junichi Takahashi, 5 dan Kakusiekai

3. Toyamryu Kunitachi 戸山流抜刀道 組太刀

Uchidachi Tsutomu Ishikawa, Kyoshi 7dan, Kenwakai Handa

Shidachi Hiromitsu Takano, Kyoshi 7 dan, Kakuseikai

4. Nakamuraryu Happogiri 中村流八方斬

Seiji Sato, Kyoshi 8 dan, Kakuseikai

Taikai Committee 大会役員

Chairperson:	Tomoko Nakamura, President, International Batto-Do Federation
Chief Committee:	Kenzo Nakamura, Head Director of IBF
Head of Judge:	Akifusa Suganuma, Vice President of IBF
Master of ceremony:	Seiichi Anzai
Facilitator:	Itsuo Imamura, Secretariat of IBF Seiji Sato, Executive Director of IBF
Overseas Admin:	Yoshitaka Nomura, Executive Director of IBF
Interpreter:	Derek Morris, Kenkonkai, South California, U.S.A.
Sword Inspection:	Tokumei Chin (Chiba Togane Iai-Battodo) Isamu Suzuki (Aichi Handa Kenwakai) Osamu Tomioka (Yokohama Kakuseikai)
Reception:	Kenzo Nakamura (Head), Chieko Suzuto, Eiko Fukuda, Akemi Sakai, Emi Moritsune, Kayoko Neguchi
Record:	Itsuo Imamura (Head), Masayuki Suisyu, Chikako Kato, Michiko Nakamura, Katsuko Nakayama, Kayoko Saito, Yoshie Matsushita, Eiko Ito, Masahiko Suzuki, Takumi Kawaguchi, Masata Furukawa, Takahiro Sakata
Court marshal:	Hiromitsu Takano (Head)
Court No. 1	Kakuseikai; Junji Kida, Shuichi Kitamura, Yuichiro Shoguchi, Osamu Tomioka
Court No. 2	Togane Branch; Yukihiro Ajiro, Hitomi Tanaka, Kotone Higashi, Taichi Watanabe
Court No. 3	Handa Branch; Hatsusaka Yamada, Koji Oka, Koichi Yamanaka, Shinichi Nakao
Court No. 4	Kindai & others; Kenji Hidaka, Atsushi Minami, Tadashi Yamakawa, Katsuto Suishu
Site setup:	Yoshitaka Nomura (Head), Takeo Maeda, Masayuki Sato, Tomohiko Ohashi, Isamu Suzuki, Hajime Ido, Yukio Naito, Taichi Watanabe, Hiroshi Kurokawa, Hajime Ito, Junichi Kato
Photographing:	Toshiyuki Itakura, Junichi Takahashi, Shinri Katsuno
Official judges:	Akifusa Suganuma (Head, Yamagata), Tokumei Chin (Chiba), Banzan Shindo (Chiba), Tsutomu Ishikawa (Aichi), Kenzo Nakamura (Kanagawa), Itsuo Imamura (Kanagawa), Yoshitaka Nomura (Kanagawa), Seiji Sato (Kanagawa), Hiromitsu Takano (Kanagawa), Yoshihito Ishibashi (Chiba), Nobuhiko Kawamoto (Chiba), Shoji Chino (Chiba), John Evans (U.K.), David Drawdy (U.S.A.)

~ The competition system ~ 試合概要

1. Competition System

Divisions: Contestants are divided into three groups by grade as

- ① 2 dan & under, ② 3 & 4 dan, ③ 5 dan & above

Category: Type of competition is categorized four as Kata, Kumi-tachi, Tameshigiri, and Team cutting.

(1) Kata: Individual performance classified by divisions.

The Kata to be performed are described below.

(2) Kumi-tachi: Two contestants per pair (Uchidachi and Shidachi),
No divisions. To perform designated forms as described below.
Only Mogi-to (non-steel, non-sharp blade) is allowed to use for Kumi-tachi. No sword contact to any part of the body is allowed.

(3) Tameshigiri: Individual performance classified by divisions as described below.
Under 18 years old can participate Tameshigiri division subject to approval of the committee and consent of parent. Note that each division has different requisition of performance.

(4) Team cutting: Three contestants per team, No divisions. 2 cuttings per person and total 6 level predetermined cuts as described below.

- Proper posture, foot work, *kiai* and manner are common standards required for all divisions in all categories. For tameshigiri and team cutting, an incomplete cut, missed cutting attempt, knocking the stand over or the target off will result points off. Cut below the red rubber mark at 15 cm from the bottom of the target will result points off.

2. Judge system: The IBF standard point system is applied.

Cumulated points of 3 judges for preliminary rounds and cumulated points of 5 judges for the final round. Final round will be held if more than two courts are used for a division. The first (and may be second too depending on number of contestants) from each court are qualified for the final rounds.

In case the score points are equal, the closer one between highest and lowest among the judges wins. In case it is equal too, then a rematch is to be held.

3. Competition Items

【*Kata*】 Three *Kata* for each division

★ 2 dan & under :

- ① *Toyamaryu* No. 1, ② *Toyamaryu* No. 3 and ③ *Toyamaryu* No. 5

★ 3 & 4 dan :

- ① *Seitei Toho* No. 1, ② *Seitei Toho* No. 3 and ③ *Nakamuraryu* No. 5

★ 5 dan & above :

- ① *Nakamuraryu* No.2, ② *Toyamaryu* No. 6 and ③ *Nakamuraryu* No. 8

【*Kumitachi*】 : Three *Nakamuraryu Kumitachi* Nos. 1, 3 and 6

【*Tameshigiri*】 : Individual performance for each division as follows.

★ 2 dan & under : *Toyamaryu* No. 5

Start from single-handed *Jodan Kamae*, three steps forward with the right leg first and then three *Kesagiri* with flow of *Toyamaryu* No. 5. Cutting angle shall be around 40 degree with equal interspaces between cuttings.

Performance requirements in this division:

- ※ Take a firm pause between cuttings.
- ※ Footwork: For changing steps to cut the opposite side of *Makiwara*, firstly bring the rear foot to a side of the front foot, then withdraw the front foot a single step backward.

★ 3 & 4 dan : 4 cutting

Start from either *Nukitsuke* or *Chudan-kamae*, one or two steps forward to cut left *Kesagiri*, right *Gyakugesu*, then change steps for left *Gyakugesu*, change steps for right *Suiheigiri* with smooth flow though firm stopping of the sword required between cuttings. Any *Nakamuraryu Noto*.

Performance requirements in this division:

- ※ Cutting shall be with smooth flow of movement, yet pause firmly for a moment between cuttings. Do not drift the sword.
- ※ Footwork: For changing steps to cut the opposite side of *Makiwara*, firstly bring the rear foot to a side of the front foot, then withdraw the front foot a single step backward.

★ 5 dan & above : 5 cutting with *Seitei Toho* No. 1

Start from *Seitei Toho* No. 1, i.e., three steps forward with the right leg first for *Nukitsuke* (single-handed horizontal air cut), then move the left leg forward and the right leg forward to cut left *Kesagiri* & right *Gyakugesu*, change steps for next opposite side cuttings of right *Kesagiri* & left *Gyakugesu*, and change steps for right *Mayokogiri* (true horizontal cut). One step back for *Zanshin* (e.g., *Chudan Kamae*, *Chiburi*) & *Noto*. Smooth flow of body movement like *Kata* performance is a key point though firm pause of the sword is required between cuttings.

Performance requirements in this division:

- ※ Cutting shall be with smooth flow of movement, yet pause a moment between cuttings. Do not drift the sword.
- ※ Footwork: For changing steps to cut the opposite side of *Makiwara*, firstly bring the rear foot to a side of the front foot, then withdraw the front foot a single step backward.

【Team cutting】

★ A team consists of 3 contestants.

Each has 100 points and the total of three contestants becomes a score of the team.

★ Two cuttings per person

① *Senpo* (Spearhead): 1 *Kesa*, 2 *Kesa*

② *Chuken* (Halfback): 1 *Kesa*, 2 *Gyakugesu*

③ *Taisho* (General): 1 *Kesa*, 2 *Mayokogiri*

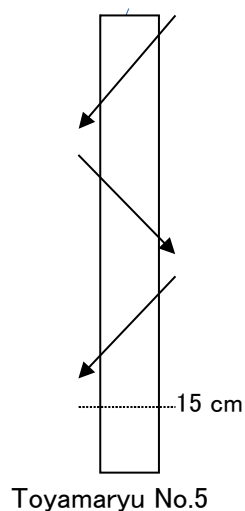
Performance requirements in this division:

※ Cutting shall be with smooth flow of movement, yet pause a moment between cuttings. Do not drift the sword.

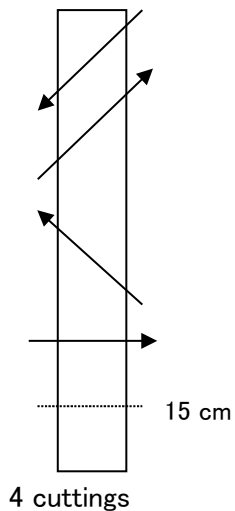
※ Footwork: For changing steps to cut the opposite side of *Makiwara*, firstly bring the rear foot to a side of the front foot, then withdraw the front foot a single step backward.

【Diagram of cuttings】

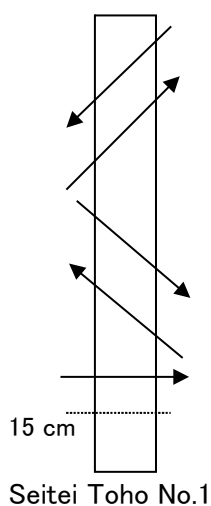
【 2 dan & under 】



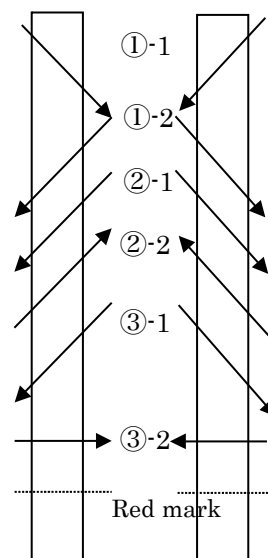
【 3 & 4 dan 】



【 5 dan & above 】



【 Team cutting 】



Scoring system of *Tameshigiri* 試斬採点法

Point-deduction 減点

- Fail to cut : -20 points
No cut through, Mountain cut, Chip, Fibrous leftover (bearded mat),
Cut the air
- Dangerous cutting: -20 points
Hit at the floor, Cut below 15cm, Cut with reverse stance,
Wrong sequence
- Unstable Cutting: -15 points
Stand fall down, Mat comes out, Wrong angle,
- Incomplete cutting: Less -10 points
Stand quaked, Inconsistent angles, Bad distance, Poor posture
- Miscellaneous : -1 ~ -5 points
Poor posture, Etiquette, *Zanshin*, *Chiburi*, *Noto*, Attitude,

Outline of judgment 審判上の注意

1. General

- a. To perform “*Kata*” in calm mind and normal sense with natural postures, body movements rendering the spirit of *Nakamuraryu*.
- b. To perform “*Kata*” based on *Nakamuraryu* as shown in the text video "Visual *Battodo*" published by International Batto-Do Federation.
- c. Safety first throughout the competition

2. Scoring by judges

- a. Performance starts with "*Hajime*" by the judge and stop at "*Yamei*".
- b. Not only technique, but also "*Reiho*", posture, dignity, stride, "*kiai*" and "*Zanshin*" are scored.

3. Judges

The judge consists of 3 judges for first-round and 5 judges for final match.

Point system by the IBF standard shall apply. Cumulated points of 3 judges for preliminary rounds and cumulated points of 5 judges for the final. Final round will be held if more than two courts are used for a division. The first (and may be second too depending on number of competitors) from each court are qualified for the final rounds. In case the score points are equal, the closer one between highest and lowest among the judges wins. In case it is equal too, then a rematch is to be held.

4. General things to pay attention to *Tameshigiri (Shizan)*

- At the starting line, bow, then start after receiving the command "*Hajime* (start)" by a judge. Return to the start line after you finish.
- The approach starts after receiving the command "*Hajime*" at the start line and continues to the point where the performance is made.

In regards to the approach, 4th Dan and below are not strictly regulated, but 5th Dan and above must observe the following:

- a. Stand at the Start Line. After receiving the command "*Hajime*" begin to walk bring up your spirit while proceeding to the distance of one step and one sword length from the target. Pause for a moment. This pause should not be too long. Each individual should form his own interpretation of this interval.

- b. From the point where you begin to draw your sword to cut, continue without hesitation or delay
- c. After drawing your sword and raising it into *Kamae*, immediately make your first cut.
- Nakamura Taisaburo Sensei used to say that the cut portion of the mat should fall right next to the stand where it was cut. The cut portion of the mat should fall to the right or left of the target. The degree to which that happens will impact your score as the way that the cut portion of the mat falls will reflect the way that the blade entered.
- The red reference band should be 15 cm from the bottom of the *Makiwara* (*tatami* straw target). In case of suspicious or problem with the red reference band, the competitor can appeal before the "*Hajime*" call is given. No claim after the performance is accepted.
- Cutting the red reference band indicates that you have cut below 15 cm.
- If the mat comes undone and the referee calls "*matei* (wait)", lower your sword, withdraw a few steps, reorganize then begin cutting again after the order "*Hajime*".

5. Things to focus on when performing *Kata* 形の着眼点

Principle: The scoring system begins with 100 possible points from which the judges make deductions. Slight problem = 1 - 5 points off, conspicuous problems = 10 points off, very conspicuous problems = 20 points off.

As it is a designated skill, performing the wrong *Kata* or performing a *Kata* out of order = 20 points off. You should continue to the end even if you make a mistake.

- *Batto* (drawing the sword): You should draw the sword smoothly with the feeling of *Jo-ha-kyu*.
- *Shisei* (posture): You should perform the *Kata* with unyielding willpower and dauntless pride. When starting and finishing you should pay attention to your posture.
- *Tenouchi* (Gripping of the hilt): Grip on the hilt should be pliable, not squeezing or loosening while maintaining a pressure that is neither too tight nor too loose. An egg should fit among the thumb, forefinger and the *Tsuba*.
- *Hasuji* (Angle of blade for cutting): The blade angle for cutting must be in unison with the sword trajectory.

- *Ashihaba* (width of stance): Depending on the person their height your *Ashihaba* may be big or small. There are three stances, *Kamae Ashi* (ready stance), *Ayumi Ashi* (walking stance) and *Kiri Ashi* (cutting stance).
- *Furikaburi* (to raise the sword over your head) and *Furioroshi* (to swing downward): When cutting *Kesa* (downward on an angle down from the shoulder) the principle is to begin by holding the sword over your head and cut swinging the sword downward. Starting with the sword over the side of the head is wrong. Cutting in a large circular arc (*Enkeisen*) is important. When cutting *Kesa* your left wrist should travel along the center line of your body and end at the lower belly. The tip of the sword should stop at the height of the knee. When cutting *Kiriage* (upward cut) the point of your sword should be three fingers higher than the *Tsuba* side.
- Cutting Angle: When cutting *Kesa* the angle should be about 40°
- *Maai* (distance): The proper distance should be *Issoku Itto no Maai* (A combative interval from which one step brings you within striking distance of the opponent by a sword). *Monouchi* (one third of the blade) is regarded as a striking part of the sword for cutting of the opponent.
- *Chiburi* (to take a posture of shaking the blood off on the sword) : The position of the arm to the side is 45° and 45° to the right front, your arm and sword should form a straight line with the tip of your sword just inside and directed toward the fallen opponent you just cut.
- *Noto* (Re-sheathing): In *Toyama-ryu*, to sheathe the blade by placing it on the *saya* one-third down the *mine* from the tip.
- *Zanshin* (remaining mind): You should have *Zanshin* (maintaining a state of alert responsiveness) up to the point when you have completely finish and lowered your hand.

Tameshigiri (cutting) Scoring Criteria 試斬採点基準

Principle: The scoring system begins with 100 possible points from which the judges make deductions. The allocation of points will be as follows:

20 Point Deduction (Unsuccessful Cut)

- Unsuccessful cut and knocked over the stand
- Hitting the floor (with the sword)
- *Yama Kake* (cutting into a previous cut or incomplete cut)
No matter how big or small the *Yama Kake* is a 20 point deduction.
- Missing the target
- Mistake in the cutting order or not performing all of the cuts
- Cutting from the wrong foot.
- Cutting the peg
- Cutting lower than 15cm (marked by a red band from the bottom of the target)

10 Points Deduction (Successful Cut)

- Successful cut but knocked over the stand
- Bad spacing (distance between your body and the target)
- Chipping

5 to 10 Point Deduction (The angle of the cut is bad)

- Did not cut with the *Monouchi*
- Cut but moved the stand

2 to 10 Point Deduction (Posture, Clothing, *Sageo* or Bad Attitude)

- When cutting *Kiriage* (upward cut), dropping your shoulder
- When cutting *Gyakukesa*, resting the sword on your shoulder
- Not coming to a proper *Wakigamae* position before making the *Gyakukesa* cut

2 to 5 Point Deduction After making a cut, stopping the poorly

- Stopping the sword with the left hand out of place at the center of your body
- Failed or improper *Noto*

Caution: While performing if the mat comes undone or falls off of the stand, the judge will give the command "*matei* (wait)", the competitor should immediately lower his sword, withdraw a few steps and wait the person in charge to enter the ring and fix the problem. After the person in charge exits, you may resume after the referee give the command "*Hajime*".

國際拔刀道連盟

ワシントン D.C. 支部
大会、みなさん頑張って！

平常心



剣魂会

KEN KON KAI

<http://www.kenkonkai.com>

25 S. Quaker Lane

Alexandria, VA U.S.A.

國際拔刀道連盟
サンフランシスコ支部
剣心館道場

Kenshinkan Dojo

San Francisco Bay Area, USA

<http://kenshinkan-battodo.org/>

info@kenshinkan-battodo.org



TOMBOKAI
BUJUTSU

中村流拔刀道
South Africa

剣魂会南アフリカ支部

蜻蛉会 ジョン バンサイル

ケープタウン市、プレトリア市に道場

bugeisha7@gmail.com www.kenjutsu.co.za